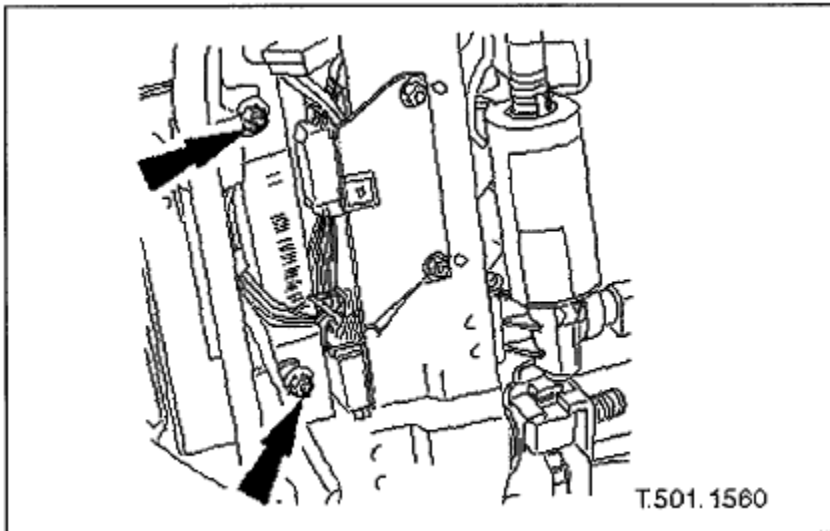


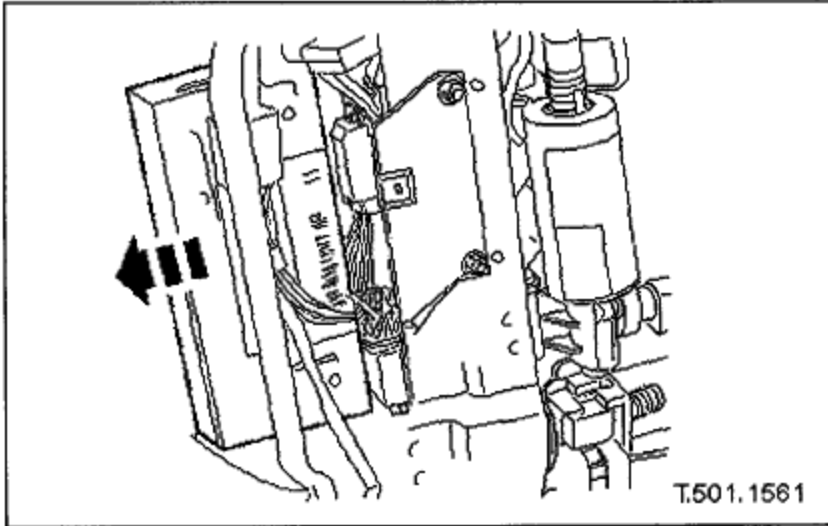
# JAGUAR XK8 DRIVERS SEAT MEMORY CONTROL MODULE REMOVAL INSTRUCTIONS

## Removal

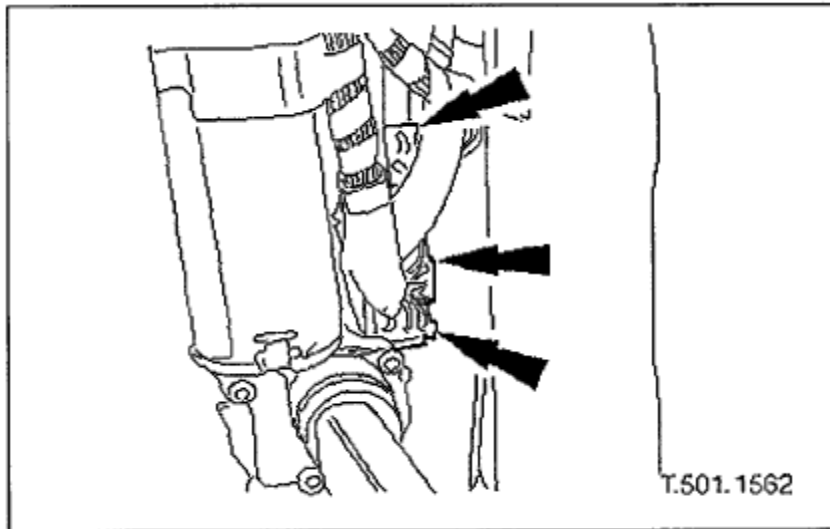
1. **Remove battery cover and disconnect ground cable from battery terminal**



2. **Slacken and remove driver seat control module securing nuts.**



**Release control module securing studs from mounting brackets**



- 4. Disconnect control module harness multiplugs and withdraw module from seat.**

### **Installation**

- 1. Position control module in seat and connect harness multiplugs.**

- 2. Locating studs in apertures fully seat module in mounting brackets.**
- 3. Fit and tighten module-securing nuts.**
- 4. Connect ground cable to battery terminal and fit battery cover. Refer to Battery Reconnection Procedure**